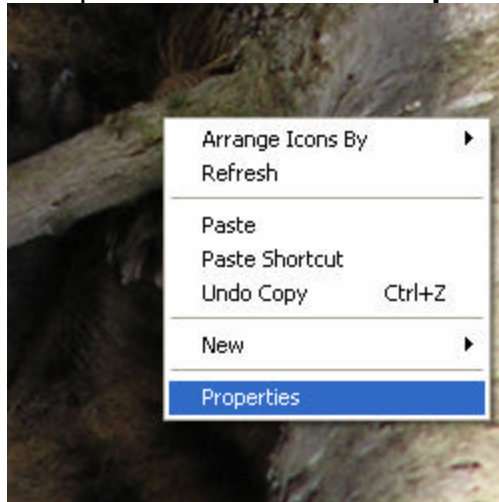


To Save Your New Free Desktop from the Sportsmen's Page

1. **Click** the small thumbnail image to open the Full size image in a new window
2. Save the desktop from the Sportsmen's Page by **Right Clicking** the full size image and selecting **Save Picture As**

To Customize (Change) Your PC Desktop's Background

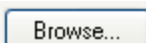
1. **Right Click** on your desktop and then select **Properties** from the pull down menu



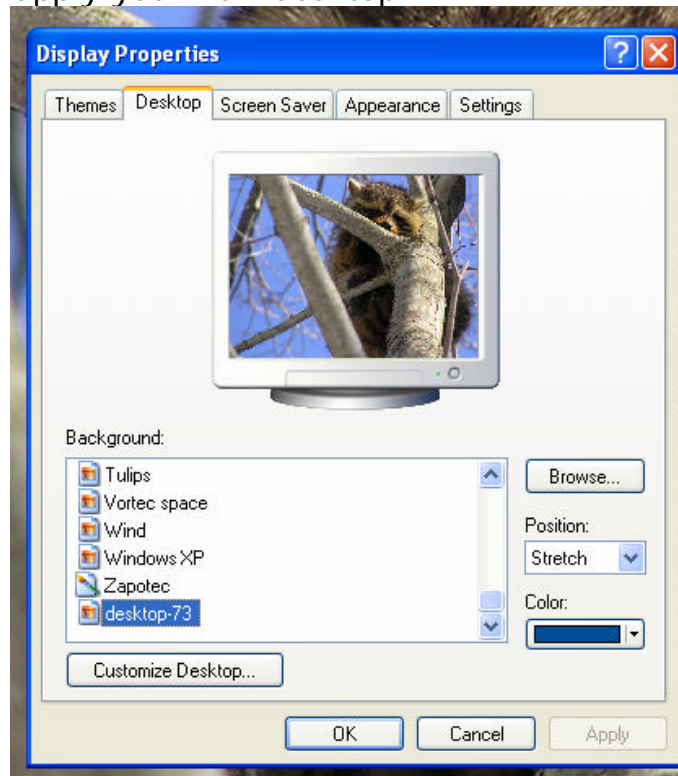
2. Select the **Desktop** tab



3. Then click the **Browse** button to search for the desktop image you just saved



4. Then Click **OK** to apply your new desktop



Enjoy!

Free Nature Desktops
Courtesy of
The Sportsmen's Page

www.alfredny.biz/sportsmen